

WOODFIELD PRIMARY SCHOOL



ART AND DESIGN

Year 1 Knowledge Organisers

Autumn - Me and My World – Year 1

Skills

Drawing

- Use a range of different media with control.
- **Line**-control lines made. Copy images looking at the lines made.
- **Tone**-Make light and dark lines and patterns by using and selecting different media.
- **Texture**-investigate and discuss a range of textures.
- **Shape**-draw shapes from observations and memory.

Painting

- Use a range of tools and techniques.
- Work on different scales.
- Mix primary shades and create new colours.
- Choose different colours for a purpose.
- Use different types of paint.
- Try different printing techniques.

Digital

- Use simple graphics programs to create images and effects.
- Take photographs of their surroundings.

Collage





- Experiment and use a range of materials.
- Create and copy different images using different media.
- Use a variety of techniques.

Artists

- Find out about a range of artists, craft makers and designers.
- Copy the artwork of other artists.
- Look at the natural world.

Session duration (suggested)

1 session = 1 hour

2	1-2	2	2-4	2-3
<p>Abstract art - Collage Know what abstract art is and create own piece. Use of collage and various mediums.</p> <p>KAPOW- Year 1 - Formal Elements- Shape Abstract compositions Artist study Beatriz Milhazes</p> 	<p>Drawing Create a line drawing using pencil and chalk</p> <p>KAPOW- Year 1 - Formal Elements- Exploring line</p>	<p>Abstract art – drawing with mixed media Create own abstract artwork inspired by 2D shapes. Use of watercolour, pencil crayon and pastel.</p> <p>KAPOW- Year 1 – Art and design skills – Experimenting with mixed media Artist study Wassily Kandinsky</p> 	<p>Abstract art – drawing/collage with mixed media Create own abstract self-portrait artwork inspired by previous abstract art skills. Look at work of Pablo Picasso. Use of mixed media. Additional use of digital media and photography for portrait work.</p> <p>Artist study Pablo Picasso</p> 	<p>Painting Mixing primary colours to make secondary colours. Using play doh. Painting with mixed colours.</p> <p>KAPOW- Year 1 - Formal Elements- Formal elements – Colour 1 and 2 – Making colour, Painting with colour Artist study Jasper Johns 0-9</p> 

Spring term – Year 1

Skills

Drawing

- Use a range of different media with control.
- **Line**-control lines made. Copy images looking at the lines made.
- **Tone**-Make light and dark lines and patterns by using and selecting different media.
- **Texture**-investigate and discuss a range of textures.
- **Shape**-draw shapes from observations and memory.

Painting

- Use a range of tools and techniques.
- Work on different scales.
- Mix primary shades and create new colours.
- Choose different colours for a purpose.
- Use different types of paint.
- Try different printing techniques.

Sculpture

- Explore sculpture with a range of malleable materials.
- Use a range of different tools to create different effects.
- Experiment with constructing and joining different materials.

Collage






- Experiment and use a range of materials.
- Create and copy different images using different media.
- Use a variety of techniques.

Artists

- Find out about a range of artists, craft makers and designers.
- Copy the artwork of other artists.
- Look at the natural world.

Session duration (suggested)

1 session = 1 hour

1	2	2	2	2-4 Clay
<p>Drawing and mixed media Look at pictures of galaxy/space. Recreate own planet drawing using mixed media such as pastels.</p> 	<p>Collage Look at pictures of galaxy/space. Create own planet galaxy using marbling for planets, or textured papers and fabrics. Printing could also be used.</p> 	<p>Painting Look at work by Jackson Pollock. Use a variety of paint techniques to create a starry background to planetary art.</p> <p>Artist study Jackson Pollock</p> 	<p>Drawing Consider life beyond Earth. Create your own space alien. Drawing and mixed media.</p> 	<p>3D unit Create own space alien using clay. Body should be stumpy to be easier to stand. Antenna could be created using pipe cleaners.</p> 

Summer term - Animals – Year 1

Skills

Drawing

- Use a range of different media with control.
- **Line**-control lines made. Copy images looking at the lines made.
- **Tone**-Make light and dark lines and patterns by using and selecting different media.
- **Texture**-investigate and discuss a range of textures.
- **Shape**-draw shapes from observations and memory.

Painting

- Use a range of tools and techniques.
- Work on different scales.
- Mix primary shades and create new colours.
- Choose different colours for a purpose.
- Use different types of paint.
- Try different printing techniques.

Sculpture

- Explore sculpture with a range of malleable materials.
- Use a range of different tools to create different effects.
- Experiment with constructing and joining different materials.

Digital

- Use simple graphics programs to create images and effects.
- Take photographs of their surroundings.

Collage




- Experiment and use a range of materials.
- Create and copy different images using different media.
- Use a variety of techniques.

Artists

- Find out about a range of artists, craft makers and designers.
- Copy the artwork of other artists.
- Look at the natural world.

Session duration (suggested)

1 session = 1 hour)

1	1	2	2	2-4	2 - 4 *	2 - 4 *
<p>Mark making - Line Lines and patterns using a range of pencils, chalk, graphite. Focus on use of control.</p>	<p>Mark making - Tone Make light and dark lines and patterns using pencil and charcoal.</p>	<p>Colour mixing Mix primary shades to create new colours.</p> <p>KAPOW – Year 1- Skills – Painting- Green Fingers</p> 	<p>Artist - Louis Wain Look at a picture and talk about it.</p> <p>KAPOW – Year 1- Skills – Learning about – Louis Wain</p> 	<p>Sculpture Drawing of snails and os other animals. Develop use of line and tone. Look at patterns on animals. Creating patterns. Snail sculptures. Use plasticine, salt dough or clay to etch patterns into.</p> <p>KAPOW – Year 1- Living Things –Lesson 1</p>	<p>3D art Junk model animals Create a 3D model of a creature using recycled materials.</p> <p>KAPOW – Year 1- Living Things –Lesson 2- Junk Model Animals</p> 	<p>3D art – group sculpture Plan and create a sculpture as a class. Use of photography of natural world to inspire design.</p> <p>KAPOW – Year 1- Living Things –Lesson 4/5- Giant Spider Model</p> <p>Artist - Louise Bourgeois</p> 