




Welcome to Reception's Workshop






Reception at Woodfield

At Woodfield Primary School we greatly value the importance that the Early Years Foundation Stage (EYFS) plays in laying secure foundations for future learning and development.

We believe that all children deserve an education rich in memorable experiences and diverse opportunities that allows children's natural creativity and curiosity to flourish.

We believe that an education that does all of this gives children the best chance to become well-rounded, happy individuals, ready to succeed in an ever-changing world.




Reception at Woodfield



We work through a holistic approach to learning ensuring that parents and guardians, outside agencies and the whole Foundation Stage team work effectively together to support the learning and development of your children.


Our teaching focuses on 7 areas of learning providing topics that excite and engage the children, building on own interests and developing their experiences of the world around them.

The children will leave reception with developed thinking, language and problem solving skills. They will move into KS1 as confident and capable readers and inquisitive writers, with the fundamental basic skills strongly embedded.



A digital reading record for all children.

- Keep up to date with your child's reading
- Add books from home in a couple of taps
- Set a reading schedule to keep on top of reading at home
- Help your child design their avatar and spend their gems!



-We will use ClassDojo as a communication tool.


-You should have all received a code to enable you to log on; please do let us know if you need any help navigating the app.

-We will use ClassDojo to share weekly ideas for home tasks.




How we teach phonics





Aims

- ▶ To share how phonics is taught.
- ▶ To develop parents' confidence in helping their children with phonics.
- ▶ To teach the basics of phonics.
- ▶ To show examples of activities and resources we use to teach phonics -
- ▶ To give you an opportunity to ask questions.



What is Phonics?



- There are 44 sounds that make up the English Language.
- Some are single letter sounds that make a word:


c-a-t = cat d-o-g = dog

- Some letters are joined together to make 1 sound:

sh-i-p = ship l-igh-t = light

In RWI these sounds are called 'Special Friends'

- Children will learn single letter sounds first and then move on to special friends when they are ready.




Saying the Sounds



Sounds should be articulated clearly and precisely.

It is important that everyone involved in phonics teaching knows this correct pronunciation.

<https://www.oxfordowl.co.uk/for-home/reading-owl/find-a-book/read-write-inc-phonics--1/phonics-pure-sounds-video>



Formation



When teaching each sound we practise how to form the sound. RWI has its own rhymes for each sound to help the children to remember.




Bounce: a-a-a-a-apple
Handwrite: Round the apple,
down the leaf



Bounce: t-t-t-tower
Handwrite: Down the tower,
across the tower



Bounce: d-d-d-dinosaur
Handwrite: Round his bottom,
up his tall neck, down to his feet




Blending

- ▶ Putting the sounds together to read a word.
- ▶ Children need to be able to **hear** the separate sounds in a word and then blend them together to **say** the whole word .

m-a-t = mat

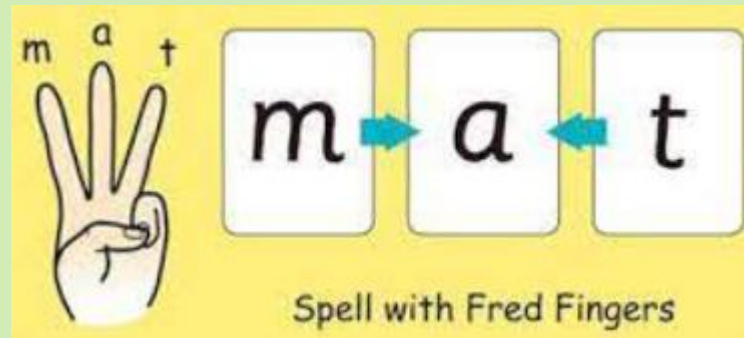
s-a-d = sad






Blending

- ▶ Children can use their 'Fred Finger' to help them blend.

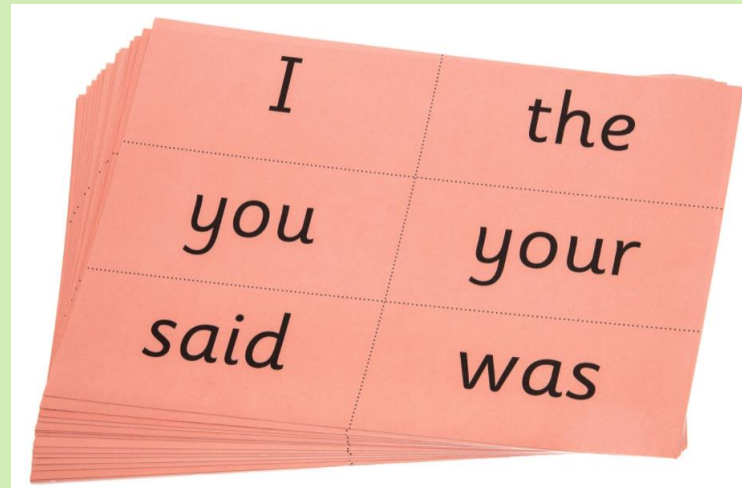



- ▶ Children will need lots of practise before they can blend independently.
- ▶ Once children have recognised a few sounds and are more confident blending, they will receive a blending book home to practise.



Red Words


- ▶ Words that you can't sound out.
- ▶ Read from sight.
- ▶ We use flashcards to help remember them and in books - the red words are 'red'.






Daily Phonics

- Every day the children have 20 minutes sessions of phonics - 9am.
- Fast paced approach.
- Lessons encompass a range of games, songs and rhymes.
- We use the Read Write Inc planning document to support the teaching of phonics.
- Activities are available all throughout the day/week inside and outside.



How can I help at home?

- Read every day - flashcards/reading books/library books - use Boom Reader.
- Read a bedtime story every night.
- Handwriting letter patten - RWI
- Phonics parents guide, phonic websites, Phonics: Learning through play.



Any questions? Please feel free to use the post its provided to write any concerns you would like to share.

Thank you for coming 😊