


# 2024 – 2025 School Performance



## Early Years Foundation Stage

	2022 – 2023		2023 – 2024		2024 – 2025	
	School	National	School	National	School	National
% of pupils achieving a Good Level of Development	52%	67%	56%	68%	51%	69%

A **Good Level of Development (GLD)** is a child's meeting of the expected level in all of the prime areas: Communication and Language; Physical Development; Personal, Social and Emotional Development; Literacy and Mathematics.

## Year 1 Phonic Screening Check

	2022 – 2023		2023 – 2024		2024 – 2025	
	School	National	School	National	School	National
% of pupils passing in Year 1	73%	79%	74%	80%	76%	80%
% of pupils passing check by end of Year 2	83%	89%	94%	89%	90%	91%

The phonic screening check is a test of a pupil's reading aloud of 40 words, including real words and made-up (nonsense) words, e.g. 'blip' or 'frem'. The pass mark is 32 out of 40.

## Year 4 Multiplication Times Table Check


	2022 – 2023		2023 – 2024		2024 – 2025	
	School	National	School	National	School	National
% of pupils scoring full marks (25/25)	40%	29%	57%	34%	48%	38%
Average score (out of 25)	21.2	20.2	22.4%	20.6%	21.8%	21.1%

The multiplication times table check is an online check to assess how quickly and accurately a child can recall their times tables up to 12 x 12. The check consists of 25 multiplication questions; children have 6 seconds to answer each question. There is no pass or fail to the assessment.


## Key Stage Two Standardised Assessment Test Results


Subject	Statistic	2022 - 2023		2023 - 2024		2024 - 2025	
		School	National	School	National	School	National
Reading, writing and maths combined	% of pupils achieving the expected standard	58%	60%	53%	61%	78%	62%
Reading, writing and maths combined	% achieving the higher standard	9%	8%	4%	8%	21%	8%
Reading	% of pupils achieving the expected standard	71%	73%	69%	74%	92%	75%
Reading	% achieving the higher standard	23%	29%	21%	29%	46%	33%
Writing	% of pupils achieving the expected standard	65%	71%	65%	72%	79%	72%
Writing	% of pupils working at greater depth	11%	13%	5%	13%	29%	13%
Maths	% of pupils achieving the expected standard	66%	73%	71%	73%	93%	74%
Maths	% achieving the higher standard	23%	24%	22%	24%	42%	26%
Grammar, Punctuation and Spelling	% of pupils achieving the expected standard	66%	72%	80%	72%	92%	73%
Grammar Punctuation and Spelling	% achieving the higher standard	26%	30%	38%	32%	53%	30%
Science	% of pupils achieving the expected standard	76%	80%	71%	81%	97%	82%

Nationally, Year 6 children are required to undertake formal tests in: reading; maths; grammar, punctuation & spelling (GPS); writing and science (teacher assessed). The tests consist of:

 **Reading:** One paper – a reading of 3 texts requiring an answering of comprehension questions

 **Maths:** Three papers – arithmetic, reasoning 1 and reasoning 2

 **GPS:** Grammar and punctuation test + spelling test

 **Writing:** There is no test – Woodfield class teachers assess writing using evidence of children's writing from across all national curriculum subjects.